Solar Appliances Manufacturer

TECHNICAL SPECIFICATIONS CBL 1500

HOT WATER TANKS FOR PROFESSIONAL USE WITH 2 REMOVABLE HEAT EXCHANGERS

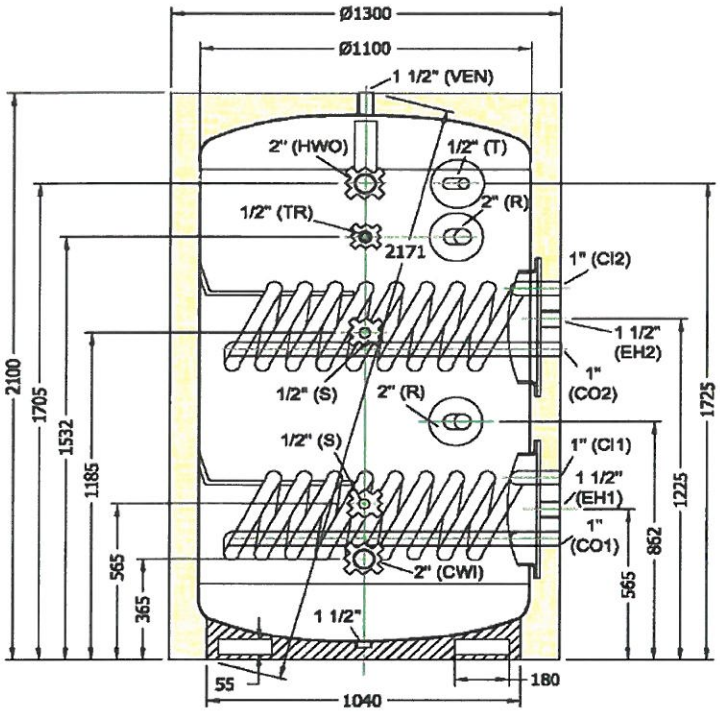

- Internal tank material: Steel
- Protection: Epoxy resin
- Magnesium anode placement
- Coil material: Steel
- Tank maximum working pressure: 8bar
- Tank maximum operating temperature: 95°C
- Maximum coil pressure: 25bar
- Maximum coil working temperature: 100°C
- Insulation: Flexible polyurethane foam of 100mm thickness
- External coating: Soft coloured PVC (Steel coating upon request)
- Electrical heater: Upon request

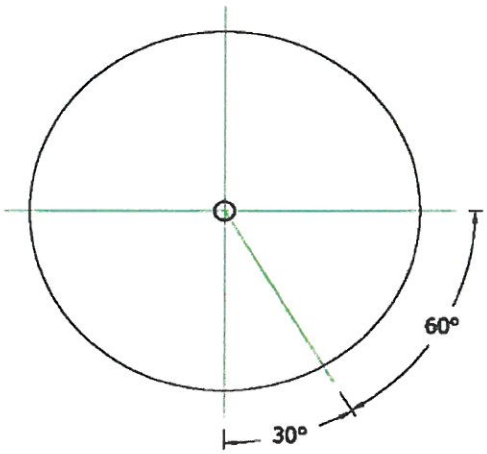

Symbols explanation	
CWI	Cold water inlet
HWO	Hot water outlet
R	Recirculation
VEN	Ventilation
FR	Free holder
CI	Coil inlet
CO	Coil outlet
S	Sensor
T	Thermostat
TR	Thermometer
EH	Electrical heater

Boiler type		**CBL 1500**		
Tank nominal capacity (L)		1500		
Tank actual capacity (L)		1480		
External coating surface (m²)		8		
Number of flanges/Hole diameter (mm)/External diameter (mm)		2 / Φ420 /Φ508		
Internal tank net weight (Kg)		420		
Coil 3,2m² weight (Kg)		78		
Coil 5,4m² weight (Kg)		109		
Total weight of external coating and external caps(Kg)		20		
Possible combinations of coils	Surface of coil 1 (S1 in m²) + Surface of coil 2 (S2 in m²) = Total coil surface (m²)	a. S1 + S2 = 3,2 + 3,2 = 6,4		
		b. S1 + S2 = 5,4 + 3,2 = 8,6		
		c. S1 + S2 = 5,4 + 5,4 = 10,8		
Total weight of the ready product (Relative to the surface of the coils)		596Kg (6,4m²)	627Kg (8,6m²)	658Kg (10,8m²)

Solar Appliances Manufacturer

TECHNICAL SPECIFICATIONS CBL 2000

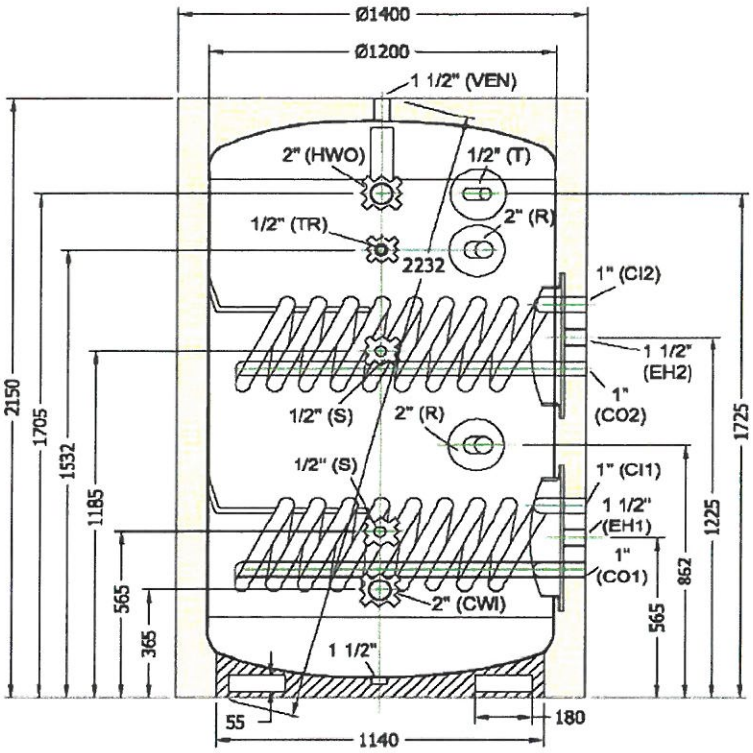

HOT WATER TANKS FOR PROFESSIONAL USE WITH 2 REMOVABLE HEAT EXCHANGERS

- Internal tank material: Steel
- Protection: Epoxy resin
- Magnesium anode placement
- Coil material: Steel
- Tank maximum working pressure: 8bar
- Tank maximum operating temperature: 95°C
- Maximum coil pressure: 25bar
- Maximum coil working temperature: 100°C
- Insulation: Flexible polyurethane foam of 100mm thickness
- External coating: Soft coloured PVC (Steel coating upon request)
- Electrical heater: Upon request

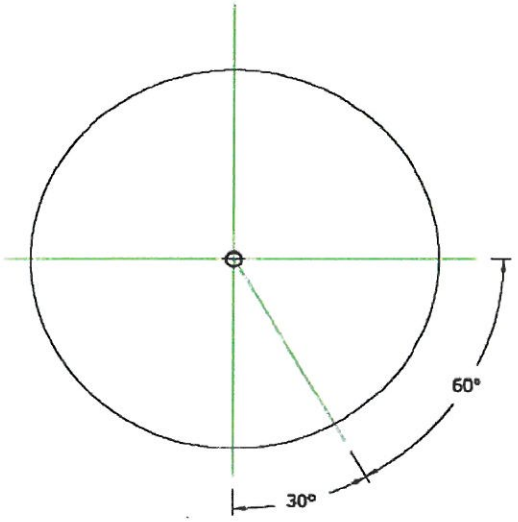

Symbols explanation	
CWI	Cold water inlet
HWO	Hot water outlet
R	Recirculation
VEN	Ventilation
FR	Free holder
CI	Coil inlet
CO	Coil outlet
S	Sensor
T	Thermostat
TR	Thermometer
EH	Electrical heater

Boiler type		**CBL 2000**		
Tank nominal capacity (L)		2000		
Tank actual capacity (L)		1940		
External coating surface (m²)		9,3		
Number of flanges/Hole diameter (mm)/External diameter (mm)		2 / Φ420 /Φ508		
Internal tank net weight (Kg)		490		
Coil 3,2m² weight (Kg)		78		
Coil 5,4m² weight (Kg)		109		
Total weight of external coating and external caps(Kg)		24		
Possible combinations of coils	Surface of coil 1 (S1 in m²) + Surface of coil 2 (S2 in m²) = Total coil surface (m²)	a. S1 + S2 = 3,2 + 3,2 = 6,4		
		b. S1 + S2 = 5,4 + 3,2 = 8,6		
		c. S1 + S2 = 5,4 + 5,4 = 10,8		
Total weight of the ready product (Relative to the surface of the coils)		670Kg (6,4m²)	701Kg (8,6m²)	732Kg (10,8m²)

Solar Appliances Manufacturer

TECHNICAL SPECIFICATIONS CBL 3000

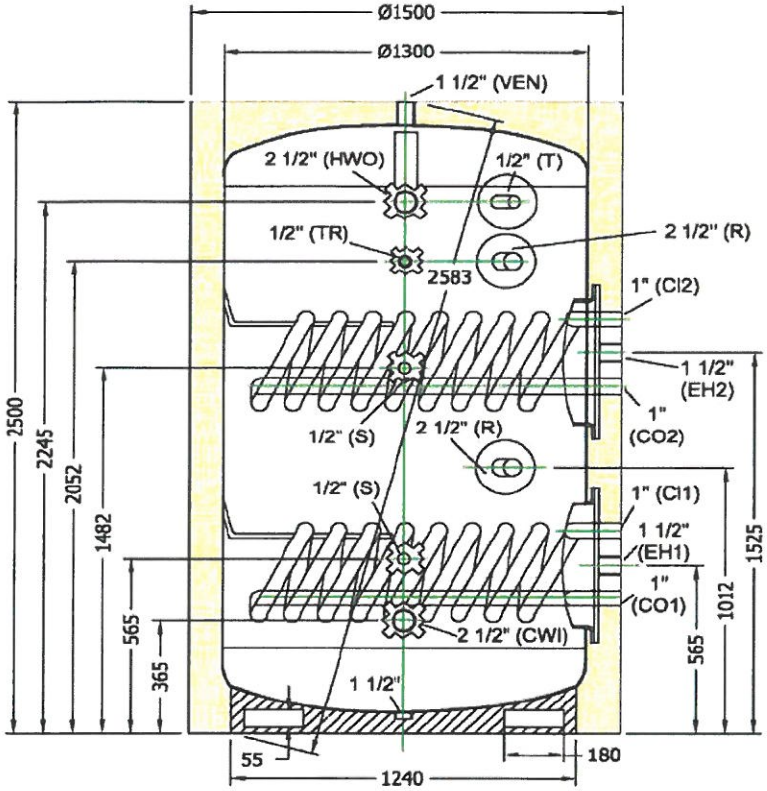

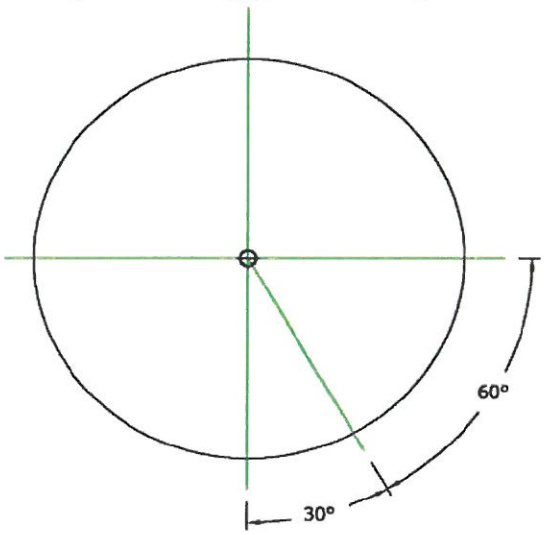

HOT WATER TANKS FOR PROFESSIONAL USE WITH 2 REMOVABLE HEAT EXCHANGERS

- Internal tank material: Steel
- Protection: Epoxy resin
- Magnesium anode placement
- Coil material: Steel
- Tank maximum working pressure: 8bar
- Tank maximum operating temperature: 95°C
- Maximum coil pressure: 25bar
- Maximum coil working temperature: 100°C
- Insulation: Flexible polyurethane foam of 100mm thickness
- External coating: Soft coloured PVC (Steel coating upon request)
- Electrical heater: Upon request

Symbols explanation	
CWI	Cold water inlet
HWO	Hot water outlet
R	Recirculation
VEN	Ventilation
FR	Free holder
CI	Coil inlet
CO	Coil outlet
S	Sensor
T	Thermostat
TR	Thermometer
EH	Electrical heater

Boiler type		**CBL 3000**		
Tank nominal capacity (L)		3000		
Tank actual capacity (L)		2940		
External coating surface (m²)		13,9		
Number of flanges/Hole diameter (mm)/External diameter (mm)		2 / Φ420 /Φ508		
Internal tank net weight (Kg)		645		
Coil 3,2m² weight (Kg)		78		
Coil 5,4m² weight (Kg)		109		
Total weight of external coating and external caps(Kg)		34		
Possible combinations of coils	Surface of coil 1 (S1 in m²) + Surface of coil 2 (S2 in m²) = Total coil surface (m²)	a. S1 + S2 = 3,2 + 3,2 = 6,4		
		b. S1 + S2 = 5,4 + 3,2 = 8,6		
		c. S1 + S2 = 5,4 + 5,4 = 10,8		
Total weight of the ready product (Relative to the surface of the coils)		835Kg (6,4m²)	866Kg (8,6m²)	897Kg (10,8m²)

Solar Appliances Manufacturer

TECHNICAL SPECIFICATIONS CBL 4000

HOT WATER TANKS FOR PROFESSIONAL USE WITH 2 REMOVABLE HEAT EXCHANGERS

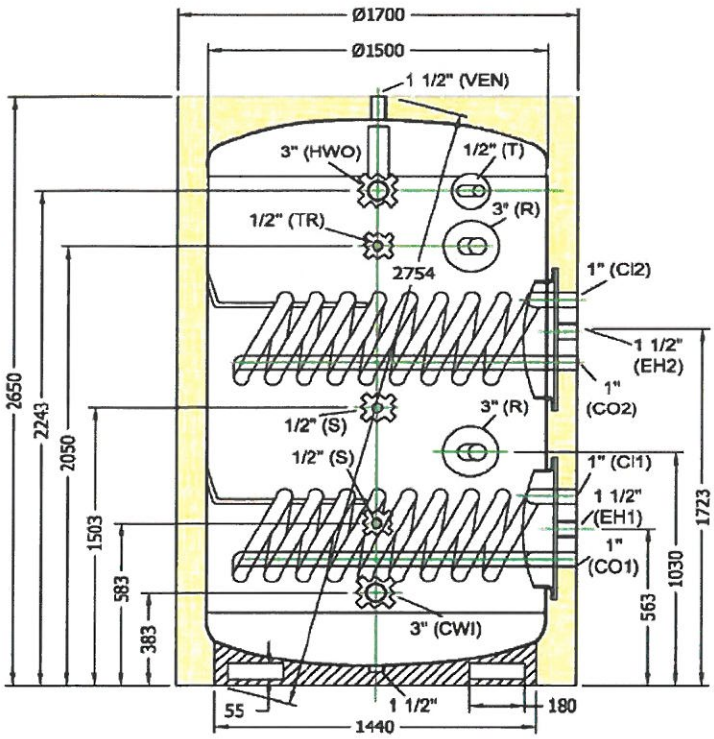

- Internal tank material: Steel
- Protection: Epoxy resin
- Magnesium anode placement
- Coil material: Steel
- Tank maximum working pressure: 8bar
- Tank maximum operating temperature: 95°C
- Maximum coil pressure: 25bar
- Maximum coil working temperature: 100°C
- Insulation: Flexible polyurethane foam of 100mm thickness
- External coating: Soft coloured PVC (Steel coating upon request)
- Electrical heater: Upon request

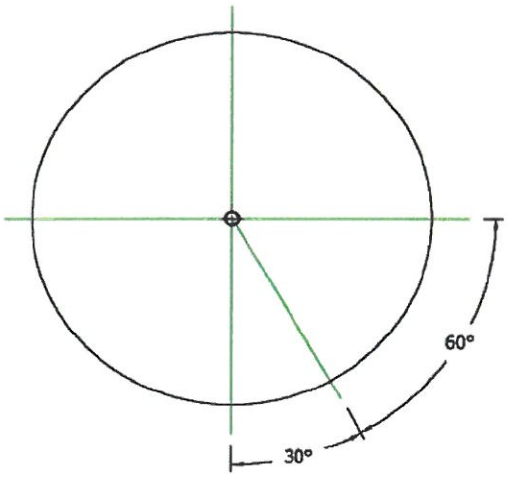

Symbols explanation	
CWI	Cold water inlet
HWO	Hot water outlet
R	Recirculation
VEN	Ventilation
FR	Free holder
CI	Coil inlet
CO	Coil outlet
S	Sensor
T	Thermostat
TR	Thermometer
EH	Electrical heater

Boiler type	**CBL 4000**
Tank nominal capacity (L)	4000
Tank actual capacity (L)	3960
External coating surface (m²)	15,5
Number of flanges/Hole diameter (mm)/External diameter (mm)	2 / Φ420 /Φ508
Internal tank net weight (Kg)	850
Coil 5,4m² weight (Kg)	109
Total weight of external coating and external caps(Kg)	39
Surface of coil 1 (S1 in m²) + Surface of coil 2 (S2 in m²) = Total coil surface (m²)	S1 + S2 = 5,4 + 5,4 = 10,8
Total weight of the ready product (Kg)	1107

Solar Appliances Manufacturer

TECHNICAL SPECIFICATIONS CBL 5000

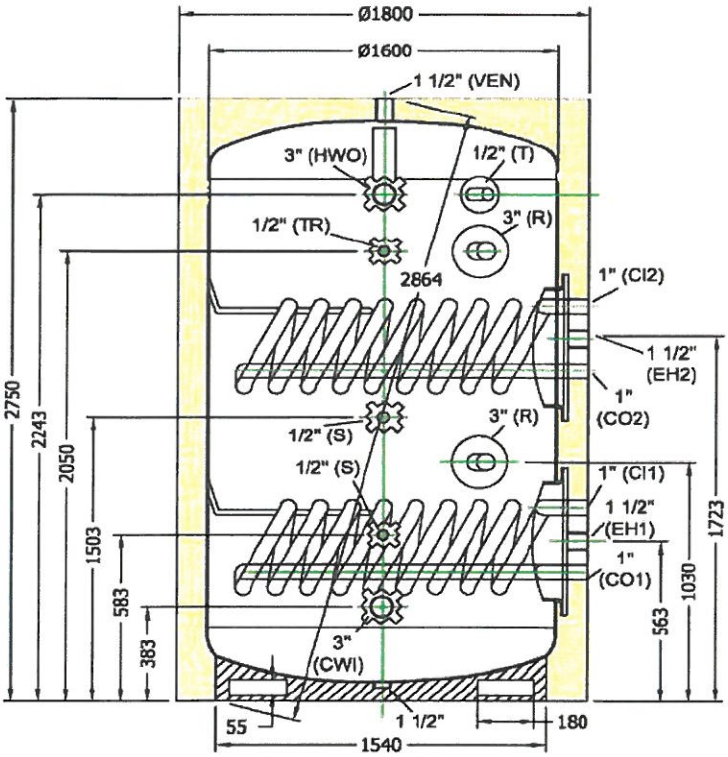

HOT WATER TANKS FOR PROFESSIONAL USE WITH 2 REMOVABLE HEAT EXCHANGERS

- Internal tank material: Steel
- Protection: Epoxy resin
- Magnesium anode placement
- Coil material: Steel
- Tank maximum working pressure: 8bar
- Tank maximum operating temperature: 95°C
- Maximum coil pressure: 25bar
- Maximum coil working temperature: 100°C
- Insulation: Flexible polyurethane foam of 100mm thickness
- External coating: Soft coloured PVC (Steel coating upon request)
- Electrical heater: Upon request

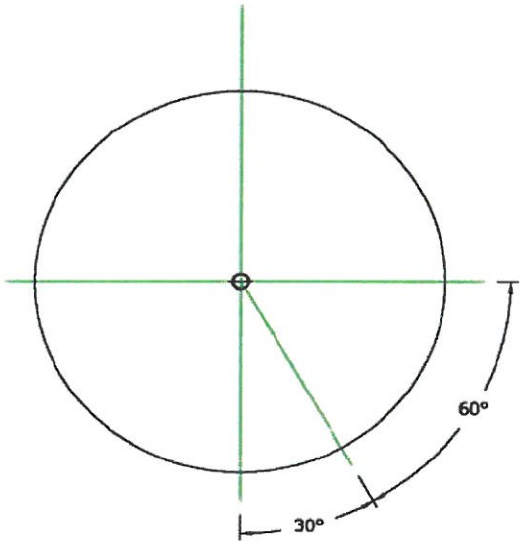

Symbols explanation	
CWI	Cold water inlet
HWO	Hot water outlet
R	Recirculation
VEN	Ventilation
FR	Free holder
CI	Coil inlet
CO	Coil outlet
S	Sensor
T	Thermostat
TR	Thermometer
EH	Electrical heater

Boiler type	**CBL 5000**
Tank nominal capacity (L)	5000
Tank actual capacity (L)	4700
External coating surface (m²)	17,4
Number of flanges/Hole diameter (mm)/External diameter (mm)	2 / Φ420 /Φ508
Internal tank net weight (Kg)	930
Coil 5,4m² weight (Kg)	109
Total weight of external coating and external caps(Kg)	45
Surface of coil 1 (S1 in m²) + Surface of coil 2 (S2 in m²) = Total coil surface (m²)	S1 + S2 = 5,4 + 5,4 = 10,8
Total weight of the ready product (Kg)	1193

Solar Appliances Manufacturer

TECHNICAL SPECIFICATIONS CBL 7000

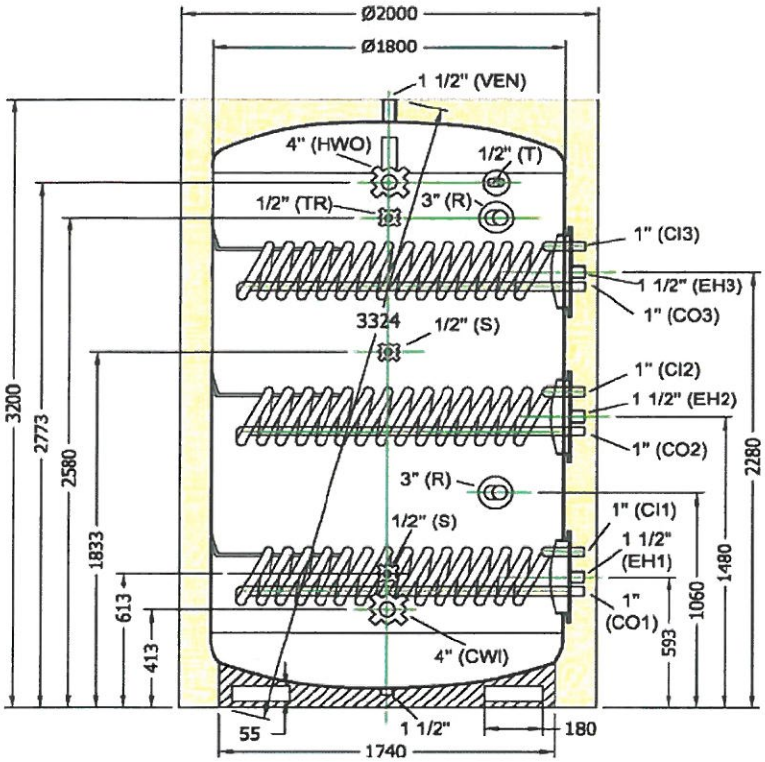

HOT WATER TANKS FOR PROFESSIONAL USE WITH 3 REMOVABLE HEAT EXCHANGERS

- Internal tank material: Steel
- Protection: Epoxy resin
- Magnesium anode placement
- Coil material: Steel
- Tank maximum working pressure: 8bar
- Tank maximum operating temperature: 95°C
- Maximum coil pressure: 25bar
- Maximum coil working temperature: 100°C
- Insulation: Flexible polyurethane foam of 100mm thickness
- External coating: Soft coloured PVC (Steel coating upon request)
- Electrical heater: Upon request

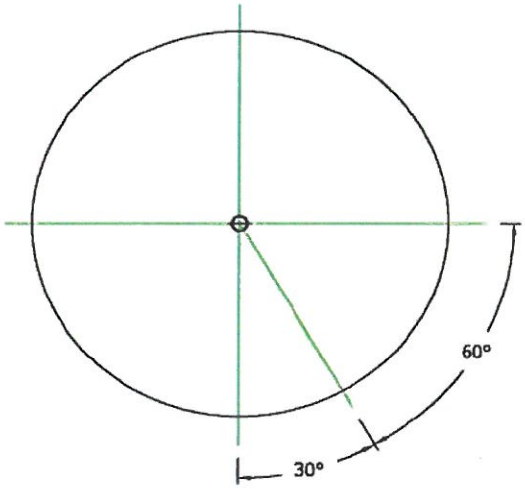

Symbols explanation	
CWI	Cold water inlet
HWO	Hot water outlet
R	Recirculation
VEN	Ventilation
FR	Free holder
CI	Coil inlet
CO	Coil outlet
S	Sensor
T	Thermostat
TR	Thermometer
EH	Electrical heater

Boiler type	**CBL 7000**
Tank nominal capacity (L)	7000
Tank actual capacity (L)	6950
External coating surface (m²)	23
Number of flanges/Hole diameter (mm)/External diameter (mm)	3 / Φ420 /Φ508
Internal tank net weight (Kg)	1400
Coil 7,8m² weight (Kg)	154
Total weight of external coating and external caps(Kg)	58
Surface of coil 1 (S1 in m²) + Surface of coil 2 (S2 in m²) Surface of coil 3 (S3 in m²) = Total coil surface (m²)	S1 + S2 + S3 = 7,8 + 7,8 + 7,8 = 23,4
Total weight of the ready product (Kg)	1920

Solar Appliances Manufacturer

TECHNICAL SPECIFICATIONS CBL 9000

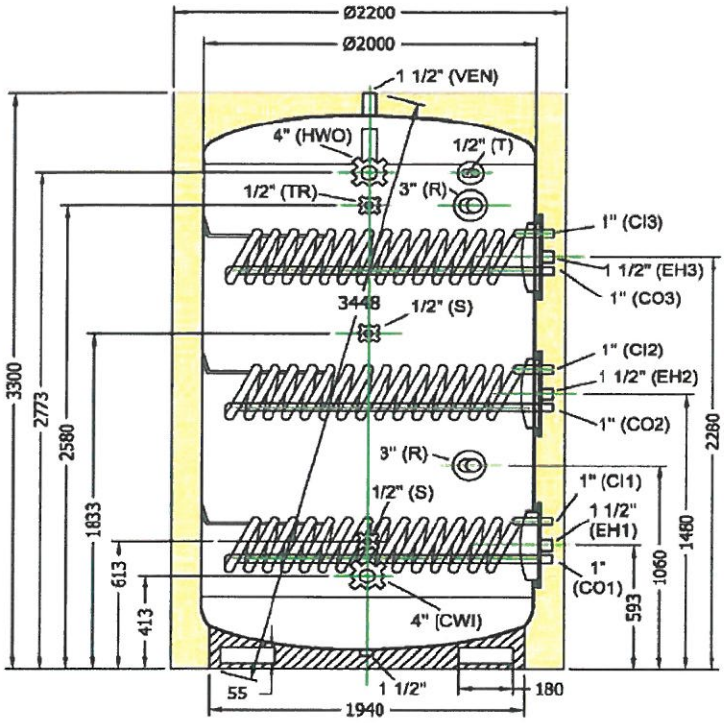

HOT WATER TANKS FOR PROFESSIONAL USE WITH 3 REMOVABLE HEAT EXCHANGERS

- Internal tank material: Steel
- Protection: Epoxy resin
- Magnesium anode placement
- Coil material: Steel
- Tank maximum working pressure: 8bar
- Tank maximum operating temperature: 95°C
- Maximum coil pressure: 25bar
- Maximum coil working temperature: 100°C
- Insulation: Flexible polyurethane foam of 100mm thickness
- External coating: Soft coloured PVC (Steel coating upon request)
- Electrical heater: Upon request

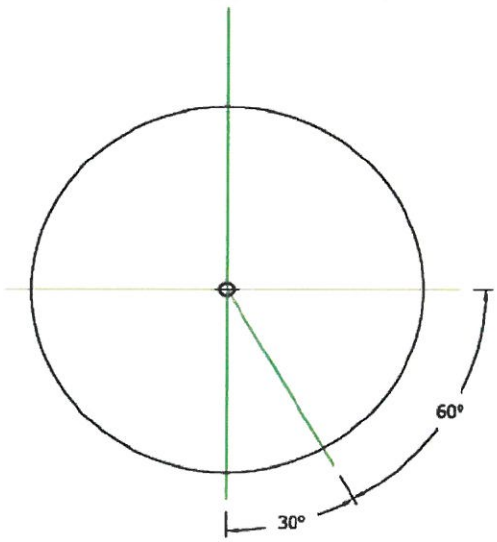

Symbols explanation	
CWI	Cold water inlet
HWO	Hot water outlet
R	Recirculation
VEN	Ventilation
FR	Free holder
CI	Coil inlet
CO	Coil outlet
S	Sensor
T	Thermostat
TR	Thermometer
EH	Electrical heater

Boiler type	**CBL 9000**
Tank nominal capacity (L)	9000
Tank actual capacity (L)	8960
External coating surface (m²)	26,5
Number of flanges/Hole diameter (mm)/External diameter (mm)	3 / Φ420 /Φ508
Internal tank net weight (Kg)	1800
Coil 7,8m² weight (Kg)	154
Total weight of external coating and external caps(Kg)	67
Surface of coil 1 (S1 in m²) + Surface of coil 2 (S2 in m²) Surface of coil 3 (S3 in m²) = Total coil surface (m²)	S1 + S2 + S3 = 7,8 + 7,8 + 7,8 = 23,4
Total weight of the ready product (Kg)	2319